

# **COMMONWEALTH OF MASSACHUSETTS**

**S.S. FRANKLIN**

To either of the Constables of Warwick, GREETINGS:

In the name of the Commonwealth, you are hereby required to notify and warn the inhabitants of said Town who are qualified to vote in elections and in Town affairs, to  
**MEET AT THE TOWN PARK OUTSIDE TOWN HALL ON SATURDAY, JULY 18, 2020, AT 1:00 P.M.**

**Then and there to act on the following articles:**

**ARTICLE 1:** Shall the Town accept the reports of Town Officers and Committees for 2019 or take any other action related thereto?

**ARTICLE 2:** Shall the Town authorize the Town Treasurer and Tax Collector to enter into compensating balance agreements during Fiscal Year 2021 as permitted by General Laws Chapter 44:53f, or take any other action related thereto?

**ARTICLE 3:** Shall the Town authorize the Board of Selectmen to apply for and accept private, state and federal grants, and to expend any monies received as set forth in the appropriate grant application, or take any other action related thereto?

**ARTICLE 4:** Shall the Town vote to allow town boards and commissions to appoint one of its members to a position under their supervision as allowed by MGL Chapter 268A, section 21A, or take any other action relative thereto.

**ARTICLE 5:** Shall the Town vote to allow the Selectboard to appoint one of its members to a position under their supervision as allowed by MGL Chapter 268A, section 21A, or take any other action relative thereto.

**ARTICLE 6:** Shall the Town authorize the following Revolving Fund spending limits for FY21, or take any other action related thereto?

A. Total expenditures for Health Inspections for the fiscal year commencing on July 1, 2020, will be limited to Two Thousand Dollars (\$2,000).

B. Total expenditures for Burial Fund for the fiscal year commencing on July 1, 2020, will be limited to Two Thousand Dollars (\$2,000).

C. Total expenditures for costs of Public Hearings for the fiscal year commencing on July 1, 2020, will be limited to Three Thousand Dollars (\$3,000).

D. Total expenditures for Inspections Revolving conducted by the Plumbing and Gas Inspector for the fiscal year commencing on July 1, 2020, will be limited to Three Thousand Dollars (\$3,000).

E. Total expenditures for Cleaning Revolving Fund shall not exceed Two Thousand Dollars (\$2,000) for the fiscal year commencing July 1, 2020.

- F. Total expenditures for Forestry Committee Revolving Fund for the fiscal year commencing on July 1, 2020, will be limited to Two Thousand Dollars (\$2,000).
- G. Total expenditures for Dog Revolving Fund in the fiscal year commencing July 1, 2020, shall not exceed Two Thousand (\$2,000.00).
- H. Total expenditures for Fire Inspections Fund for the fiscal year commencing on July 1, 2020, will be limited to Two Thousand Dollars (\$2,000).
- I. Total expenditures for the Planning Board's Zoning Program Revolving Fund commencing July 1, 2020, will be limited to two thousand dollars (\$2,000).
- J. Total expenditures for Highway Revolving Fund for the fiscal year commencing on July 1, 2020, will be limited to fifteen thousand dollars (\$15,000).
- K. Total expenditures for Electrical Inspection Revolving for the fiscal year commencing on July 1, 2020, will be limited to Three Thousand Dollars (\$3000).
- L. Total expenditures for the Field Driver Revolving Fund for the fiscal year commencing on July 1, 2020, will be limited to Two Thousand Dollars (\$2,000).
- M. Total expenditures for the Zoning Board of Appeals Revolving Fund for the fiscal year commencing July 1, 2020, will be limited to Ten thousand dollars (\$10,000).
- N. Total expenditures of the Tree Warden Revolving Fund for the fiscal year commencing July 1, 2020 shall not exceed Two Thousand Dollars (\$2,000).
- O. Total expenditures for the Recreation Revolving Fund for the fiscal year commencing July 1, 2020 shall not exceed Five Thousand Dollars (\$5,000).
- P. Total expenditures for the Election Revolving Fund in the fiscal year commencing July 1, 2020, shall not exceed Fifteen Hundred Dollars (\$1,500.00).

Omnibus budget articles

**ARTICLE 7:** Shall the Town raise and appropriate such sums of money as may be necessary to defray expenses, the amount estimated by the Board of Selectmen and the Finance Committee for the Fiscal Year commencing July 1, 2020, for the purposes designated in the budget that follows, or any other amounts for such purposes?

This article shall also act to fix the salaries and compensation of elected officials as required by Massachusetts General Law, Chapter 41, Section 108.

Requested salaries and compensation for elected officials:

|                     |            |                 |            |
|---------------------|------------|-----------------|------------|
| Moderator           | \$125 (1)  | Selectboard     | \$1200 (3) |
| Assessors           | \$1500 (3) | Town Clerk      | \$6448 (1) |
| Tree Warden         | \$800 (1)  | Board of Health | \$1500 (3) |
| Cemetery Commission | \$600 (3)  |                 |            |

Available funds articles:

**ARTICLE 8:** Shall the Town transfer "Free Cash" certified in the amount of \$68,908 to reduce the FY 2021 tax levy; or take any other action related thereto?

Enterprise fund appropriation articles (funded by departmental receipts):

**ARTICLE 9:** Shall the Town appropriate \$35,000 to operate the Transfer Station Enterprise Fund effective July 1, 2020, and provide that \$35,000 be raised from departmental receipts; or take any other action related thereto?

**ARTICLE 10:** Shall the Town appropriate \$125,000 to operate the Broadband Enterprise Fund effective July 1, 2020, and provide that \$125,000 be raised from departmental receipts; or take any other action related thereto?

Stabilization Fund article: (Proposed \$25,000 in and \$0 out)

**ARTICLE 11:** Shall the Town raise and appropriate \$25,000 to the Stabilization Fund; or take any other action related thereto? (majority vote required)

Tax funded articles:

**ARTICLE 12:** Shall the Town raise and appropriate the sum of \$15,000 to fund the Warwick Community School Improvement Account established by vote of the Annual Town Meeting held May 3, 2004; or take any other action related thereto?

**ARTICLE 13:** Shall the Town raise and appropriate the sum of \$2,500 to the Revaluation Account; or take any other action related thereto?

**ARTICLE 14:** Shall the Town raise and appropriate \$2000 to the Landfill Monitoring Fund established May 4, 2015, to pay for post closure monitoring at Warwick's former landfill; or take any other action related thereto?

**ARTICLE 15:** Shall the Town raise and appropriate \$2,000 to audit town accounts; or take any other action related thereto?

**ARTICLE 16:** Shall the Town raise and appropriate \$800 to Household Hazardous Waste expense; or take any other action related thereto?

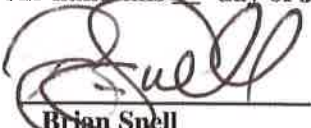

**ARTICLE 17:** Shall the Town raise and appropriate \$12,183 to Fund #65 accumulated deficit (Solid Waste Transfer Station Enterprise Fund); or take any other action related thereto?

**ARTICLE 18:** Shall the town authorize payment of \$732 of prior fiscal year bills from vendor C2. Energy payable from the respective current year departmental operating budgets expense appropriation; or take other action related thereto? (90% vote required to pay a prior year bill)

Policy Article


**ARTICLE 19:** Shall the Town vote to withdraw its membership from the Pioneer Valley Regional School District as expeditiously as possible; or take other action related thereto?

Hereof fail not and make return of this warrant with our doings thereon at the time and place of said meeting. Given under our hand this 9<sup>th</sup> day of July, 2020

\_\_\_\_\_    
Todd Dexter                      Brian Snell                      Lawrence "Doc" Pruyne

And you are directed to serve this Warrant by posting up attested copies thereof at Town Hall, the Senior Center (Town Hall Dining Hall), the Transfer Station and the Warwick Free Public Library seven (7) days before the date of the meeting, as within directed.

**FRANKLIN S.S.**  
Pursuant to the within warrant, I have notified and warned the inhabitants of the Town of **WARWICK** by posting attested copies of the same at the Town Hall, the Senior Center (Town Hall Dining Hall), the Transfer Station and the Warwick Free Public Library seven (7) days before the date of the meeting, as within directed.

  
Constable

This 9<sup>th</sup> Day of July, 2020

|    | A                              | C                    | D                    | F                | G   |
|----|--------------------------------|----------------------|----------------------|------------------|---|
| 1  | Warwick Town Budget FY21       | FY19<br>Appropriated | FY20<br>Appropriated | FY21<br>Proposed | Increase or<br>(decrease)<br>FY20 to FY21 |
| 2  | <b>GENERAL GOVERNMENT</b>      |                      |                      |                  |   |
| 3  | <b>Moderator</b>               |                      |                      |                  |   |
| 4  | Moderator Salary (stipend)     | \$125                | \$125                | \$125            |   |
| 5  | Moderator Expense              | \$15                 | \$15                 | \$15             |   |
| 6  | <b>Total Moderator</b>         | <b>\$140</b>         | <b>\$140</b>         | <b>\$140</b>     |   |
| 7  |                                |                      |                      |                  |   |
| 8  | <b>Selectboard</b>             |                      |                      |                  |   |
| 9  | Selectboard Salary (stipend)   | \$1,200              | \$1,200              | \$1,200          |   |
| 10 | Selectboard Expenses           | \$1,700              | \$1,700              | \$1,700          |   |
| 16 | Town Coordinator Salary        | \$38,403             | \$39,555             | \$39,555         |   |
| 17 | Town Secretary Salary          | \$2,250              | \$2,839              | \$2,839          |   |
| 18 | Interns                        | \$1,000              | \$1,000              | \$1,000          |   |
| 19 | <b>Total Selectboard</b>       | <b>\$44,553</b>      | <b>\$46,294</b>      | <b>\$46,294</b>  |   |
| 20 |                                |                      |                      |                  |   |
| 21 | <b>Finance Committee</b>       |                      |                      |                  |   |
| 22 | Fincom Expenses                | \$345                | \$365                | \$365            |   |
| 25 | <b>Total Finance Committee</b> | <b>\$345</b>         | <b>\$365</b>         | <b>\$365</b>     |   |
| 26 |                                |                      |                      |                  |   |
| 27 | <b>Reserve Fund</b>            | <b>\$20,000</b>      | <b>\$20,000</b>      | <b>\$25,000</b>  | 25%                                       |
| 28 |                                |                      |                      |                  | \$5,000                                   |
| 29 | <b>Town Accountant</b>         |                      |                      |                  |   |
| 30 | Accountant Services            | \$15,358             | \$15,977             | \$48,384         |   |
| 31 | Accountant Expenses            | \$0                  | \$0                  | \$4,780          |   |
| 38 | <b>Total Town Accountant</b>   | <b>\$15,358</b>      | <b>\$15,977</b>      | <b>\$53,164</b>  | 233%                                      |
| 39 |                                |                      |                      |                  | \$37,187                                  |
| 40 | <b>Assessors</b>               |                      |                      |                  |   |
| 41 | Assessors' Salary (stipend)    | \$1,500              | \$1,500              | \$1,500          |   |
| 42 | Clerk Salary                   | \$8,356              | \$8,607              | \$8,607          |   |
| 43 | Assessors Expenses             | \$6,140              | \$6,745              | \$6,745          |   |
| 51 | <b>Total Assessors</b>         | <b>\$15,996</b>      | <b>\$16,852</b>      | <b>\$16,852</b>  |   |
| 52 |                                |                      |                      |                  |   |
| 53 | <b>Treasurer</b>               |                      |                      |                  |   |
| 54 | Treasurer Salary               | \$19,279             | \$19,857             | \$19,857         |   |
| 55 | Assistant Treasurer Salary     | \$500                | \$515                | \$515            |   |
| 56 | Treasurer Expenses             | \$4,875              | \$4,875              | \$4,875          |   |
| 63 | <b>Total Treasurer</b>         | <b>\$24,654</b>      | <b>\$25,247</b>      | <b>\$25,247</b>  |   |
| 64 |                                |                      |                      |                  |   |
| 65 | <b>Tax Collector</b>           |                      |                      |                  |   |
| 66 | Tax Collector Salary           | \$17,029             | \$17,540             | \$17,540         |   |
| 67 | Assistant Tax Collector Salary | \$513                | \$515                | \$515            |   |
| 68 | Tax Collector Expenses         | \$6,674              | \$6,674              | \$8,474          |   |
| 76 | <b>Total Tax Collector</b>     | <b>\$24,216</b>      | <b>\$24,729</b>      | <b>\$26,529</b>  |   |
| 77 |                                |                      |                      |                  |   |

|     | A   | FY19      | FY20      | FY21      | Increase/Decrease |
|-----|---|-----------|-----------|-----------|-------------------|
| 78  | <b>Interoffice Supplies</b>               |           |           |           |                   |
| 83  | <b>Total Interoffice Supplies</b>         | \$2,000   | \$2,000   | \$2,000   |                   |
| 84  |   |           |           |           |                   |
| 85  | <b>Town Counsel Retainer</b>              | \$4,400   | \$5,400   | \$5,400   |                   |
| 86  | <b>Reserve for Legal</b>                  | \$5,000   | \$5,000   | \$5,000   |                   |
| 87  |   |           |           |           |                   |
| 88  | <b>Broadband Committee</b>                | \$500     | \$500     | \$500     |                   |
| 89  |   |           |           |           |                   |
| 90  | <b>Computer Repair, &amp; Replacement</b> | \$2,000   | \$2,000   | \$2,000   |                   |
| 91  |   |           |           |           |                   |
| 92  | <b>Copier</b>                             |           |           |           |                   |
| 97  | <b>Total Copier</b>                       | \$1,200   | \$1,419   | \$1,419   |                   |
| 98  |   |           |           |           |                   |
| 99  | <b>Town Clerk</b>                         |           |           |           |                   |
| 100 | Town Clerk Salary                         | \$6,448   | \$6,641   | \$6,641   |                   |
| 101 | Town Clerk Expenses                       | \$4,400   | \$3,525   | \$3,525   |                   |
| 108 | <b>Total Town Clerk</b>                   | \$10,848  | \$10,166  | \$10,166  |                   |
| 109 |   |           |           |           |                   |
| 110 | <b>Conservation Commission</b>            |           |           |           |                   |
| 115 | <b>Total Conservation Comm</b>            | \$400     | \$400     | \$1,200   |                   |
| 116 |   |           |           |           |                   |
| 117 | <b>Zoning Board of Appeals</b>            |           |           |           |                   |
| 121 | <b>Total Zoning Board of Appeals</b>      | \$170     | \$170     | \$170     |                   |
| 122 |   |           |           |           |                   |
| 123 | <b>Planning Board</b>                     |           |           |           |                   |
| 128 | <b>Total Planning Board</b>               | \$250     | \$250     | \$250     |                   |
| 129 |   |           |           |           |                   |
| 130 | <b>Town Hall Operations</b>               |           |           |           |                   |
| 131 | Custodian Salary                          | \$1,000   | \$1,000   | \$4,500   |                   |
| 132 | Clockwinder Salary                        | \$213     | \$213     | \$213     |                   |
| 133 | Town Hall Expense                         | \$15,800  | \$15,787  | \$15,727  |                   |
| 140 | <b>Total Town Hall</b>                    | \$17,013  | \$17,000  | \$20,440  |                   |
| 141 |   |           |           |           |                   |
| 142 | <b>Town Reports</b>                       | \$400     | \$400     | \$400     |                   |
| 143 |   |           |           |           |                   |
| 144 | <b>Regional Services &amp; Assessment</b> |           |           |           |                   |
| 149 | <b>Total Regional Services</b>            | \$6,927   | \$6,922   | \$6,922   |                   |
| 150 |   |           |           |           |                   |
| 151 | <b>TOTAL GEN. GOVERNMENT</b>              | \$196,369 | \$201,231 | \$249,458 | 24%               |
| 152 |   |           |           |           | \$48,227          |

|     |   |                  |                  | FY21             | Increase/Decrease |
|-----|---|------------------|------------------|------------------|-------------------|
| 153 | <b>PUBLIC SAFETY</b>                      |                  |                  |                  |                   |
| 154 | <b>Police</b>                             |                  |                  |                  |                   |
| 155 | Patrol Officers Salary (hourly wages)     | \$37,881         | \$45,393         | \$45,393         |                   |
| 156 | On-call Officers Salary (hourly wages)    |                  |                  |                  |                   |
| 157 | Police Expenses                           | \$19,493         | \$21,293         | \$21,293         |                   |
| 185 | <b>Total Police</b>                       | <b>\$57,374</b>  | <b>\$66,686</b>  | <b>\$66,686</b>  |                   |
| 186 |   |                  |                  |                  |                   |
| 187 | <b>Fire Department</b>                    |                  |                  |                  |                   |
| 188 | Officer and Firefighter Stipends          | \$10,395         | \$10,707         | \$10,707         |                   |
| 189 | Fire Department Expenses                  | \$23,450         | \$24,450         | \$24,450         |                   |
| 202 | <b>Total Fire Department</b>              | <b>\$33,845</b>  | <b>\$35,157</b>  | <b>\$35,157</b>  |                   |
| 203 |   |                  |                  |                  |                   |
| 204 | <b>Ambulance</b>                          |                  |                  |                  |                   |
| 205 | Ambulance - Assessment for Services       | \$24,800         | \$37,427         | \$42,904         |                   |
| 206 | <b>Total Ambulance</b>                    | <b>\$24,800</b>  | <b>\$37,427</b>  | <b>\$42,904</b>  |                   |
| 207 |   |                  |                  |                  |                   |
| 208 | <b>Building Department</b>                |                  |                  |                  |                   |
| 209 | Plumbing Inspector Salary                 | Fees             | Fees             | Fees             |                   |
| 210 | Wiring Inspector Salary                   | Fees             | Fees             | Fees             |                   |
| 211 | Building Department Expenses              | \$10,900         | \$10,900         | \$10,900         |                   |
| 215 | <b>Total Building Inspector</b>           | <b>\$10,900</b>  | <b>\$10,900</b>  | <b>\$10,900</b>  |                   |
| 216 |   |                  |                  |                  |                   |
| 217 | <b>Animal Control Officer</b>             |                  |                  |                  |                   |
| 218 | Animal Control Salary                     | \$1,738          | \$1,790          | \$1,790          |                   |
| 219 | Barn & Animal Inspection Salary (stipend) | \$506            | \$506            | \$506            |                   |
| 220 | Animal Control Expenses                   | \$1,300          | \$1,300          | \$1,300          |                   |
| 223 | <b>Total Animal Control Officer</b>       | <b>\$3,544</b>   | <b>\$3,596</b>   | <b>\$3,596</b>   |                   |
| 224 |   |                  |                  |                  |                   |
| 225 | <b>Emergency Management</b>               |                  |                  |                  |                   |
| 226 | Expense                                   |                  |                  |                  |                   |
| 227 | <b>Total Emergency Management</b>         | <b>\$100</b>     | <b>\$100</b>     | <b>\$100</b>     |                   |
| 228 |   |                  |                  |                  |                   |
| 229 | <b>Tree Warden</b>                        |                  |                  |                  |                   |
| 230 | Tree Warden Salary                        | \$500            | \$800            | \$800            |                   |
| 231 | Tree Warden Expenses                      | \$4,000          | \$5,300          | \$5,300          |                   |
| 234 | <b>Total Tree Warden</b>                  | <b>\$4,500</b>   | <b>\$6,100</b>   | <b>\$6,100</b>   |                   |
| 235 |   |                  |                  |                  |                   |
| 236 | <b>TOTAL PUBLIC SAFETY</b>                | <b>\$135,063</b> | <b>\$159,966</b> | <b>\$165,443</b> | 3%                |
| 237 |   |                  |                  |                  | \$5,477           |

|     |   |           |           | FY21      | Increase/Decrease |
|-----|---|-----------|-----------|-----------|-------------------|
| 238 | <b>PUBLIC WORKS / HIGHWAY</b>           |           |           |           |                   |
| 248 | Subtotal Highway Garage & Personnel Exp | \$11,860  | \$12,090  | \$12,090  |                   |
| 249 |   |           |           |           |                   |
| 259 | Subtotal Highway Maintenance            | \$52,420  | \$53,324  | \$53,324  |                   |
| 260 |   |           |           |           |                   |
| 267 | Subtotal Highway Machinery              | \$47,334  | \$46,200  | \$46,200  |                   |
| 268 | Total Public Works/Highway Expense      | \$111,614 | \$111,614 | \$111,614 |                   |
| 269 |   |           |           |           |                   |
| 274 | Total Highway Salaries                  | \$169,782 | \$174,875 | \$174,875 |                   |
| 275 |   |           |           |           |                   |
| 282 | Total Snow Removal                      | \$102,200 | \$102,200 | \$102,200 |                   |
| 283 |   |           |           |           |                   |
| 284 | <b>TOTAL HIGHWAY</b>                    | \$383,596 | \$388,689 | \$388,689 |                   |
| 285 |   |           |           |           |                   |
| 286 | Cemetery Commission                     | \$600     | \$600     | \$600     |                   |
| 287 |   |           |           |           |                   |
| 288 | Street Lighting                         | \$1,550   | \$1,550   | \$1,550   |                   |
| 289 |   |           |           |           |                   |
| 290 | Other Public Works                      | \$0       | \$0       | \$0       |                   |
| 291 |   |           |           |           |                   |
| 292 | <b>TOTAL PUBLIC WORKS</b>               | \$385,746 | \$390,839 | \$390,839 | 0.00%             |
| 293 |   |           |           |           |                   |

|     |  |                 |                 | FY21             | Increase/Decrease |
|-----|--|-----------------|-----------------|------------------|-------------------|
| 294 | <b>HEALTH/HUMAN SERVICES</b>             |                 |                 |                  |                   |
| 295 | <b>Board of Health</b>                   |                 |                 |                  |                   |
| 296 | Board of Health Part-time Clerk Salary   | \$2,800         | \$3,914         | \$3,914          |                   |
| 297 | Board of Health Elected Officials Salary | \$1,500         | \$1,500         | \$1,500          |                   |
| 298 | Board of Health Expenses                 | \$2,800         | \$2,800         | \$3,500          |                   |
| 305 | <b>Total Board of Health</b>             | <b>\$7,100</b>  | <b>\$8,214</b>  | <b>\$8,914</b>   | 9%                |
| 306 |  |                 |                 |                  | \$700             |
| 307 | <b>Council on Aging</b>                  |                 |                 |                  |                   |
| 308 | Expense                                  |                 |                 |                  |                   |
| 309 | <b>Total Council on Aging</b>            | <b>\$210</b>    | <b>\$210</b>    | <b>\$250</b>     |                   |
| 310 |  |                 |                 |                  |                   |
| 311 | <b>Veterans Services</b>                 |                 |                 |                  |                   |
| 314 | <b>Total Veterans Services</b>           | <b>\$7,325</b>  | <b>\$7,375</b>  | <b>\$7,524</b>   |                   |
| 315 | <b>TOTAL HUMAN SERVICES</b>              | <b>\$14,635</b> | <b>\$15,799</b> | <b>\$16,688</b>  | 6%                |
| 316 |  |                 |                 |                  | \$889             |
| 317 | <b>CULTURE/RECREATION</b>                |                 |                 |                  |                   |
| 318 | <b>Library</b>                           |                 |                 |                  |                   |
| 319 | Salary Librarian                         | \$20,355        | \$20,966        | \$20,966         |                   |
| 320 | Salary Part-time (hourly wages)          | \$600           | \$600           | \$600            |                   |
| 321 | Library Expenses                         | \$11,290        | \$12,090        | \$9,758          |                   |
| 335 | <b>Total Library Before State Aid</b>    | <b>\$32,245</b> | <b>\$33,656</b> | <b>\$31,324</b>  |                   |
| 336 | Less State Aid to Library                | \$2,200         | \$2,332         |                  |                   |
| 337 | <b>Net Library</b>                       | <b>\$30,045</b> | <b>\$31,324</b> | <b>\$31,324</b>  |                   |
| 338 |  |                 |                 |                  |                   |
| 339 | <b>Recreation Committee Expense</b>      | <b>\$1,320</b>  | <b>\$1,320</b>  | <b>\$1,320</b>   |                   |
| 340 |  |                 |                 |                  |                   |
| 341 | <b>Warwick Community School Building</b> |                 |                 |                  |                   |
| 342 | Custodial and Related Wages              |                 |                 | \$9,690          |                   |
| 343 | WCS Expenses                             |                 |                 | \$54,079         |                   |
| 351 | <b>Total WCS</b>                         |                 |                 | <b>\$63,769</b>  |                   |
| 352 |  |                 |                 |                  | \$63,769          |
| 353 | <b>Grounds Maintenance</b>               |                 |                 |                  |                   |
| 354 | Fellows Memorial Field Maint             | \$500           | \$500           | \$500            |                   |
| 355 | Fountains/Grounds Maint                  | \$400           | \$400           | \$400            |                   |
| 356 | Town Park                                | \$600           | \$600           | \$600            |                   |
| 357 | <b>Total Grounds Maintenance</b>         | <b>\$1,500</b>  | <b>\$1,500</b>  | <b>\$1,500</b>   |                   |
| 358 |  |                 |                 |                  |                   |
| 359 | <b>Celebrations</b>                      |                 |                 |                  |                   |
| 360 | Celebrations                             | \$2,000         | \$2,000         | \$2,000          |                   |
| 361 | Memorial Day                             | \$600           | \$600           | \$600            |                   |
| 362 | Old Home Day                             | \$600           | \$600           | \$600            |                   |
| 363 | <b>Total Celebrations</b>                | <b>\$3,200</b>  | <b>\$3,200</b>  | <b>\$3,200</b>   |                   |
| 364 |  |                 |                 |                  |                   |
| 365 | <b>TOTAL CULTURE/RECREATION</b>          | <b>\$36,065</b> | <b>\$37,344</b> | <b>\$101,113</b> | 171%              |
| 366 |  |                 |                 |                  | \$63,769          |

|     |  |                  |                  | FY21             | Increase/Decrease |
|-----|--|------------------|------------------|------------------|-------------------|
| 367 | <b>EDUCATION</b>                                     |                  |                  |                  |                   |
| 368 | <b>Franklin County Tech School</b>                   |                  |                  |                  |                   |
| 369 | FCT School Committee                                 | \$500            | \$500            | \$500            |                   |
| 370 | FCT Assessment                                       | \$137,947        | \$99,025         | \$92,051         |                   |
| 371 | FCT Capital Projects                                 | \$2,037          | \$2,713          | \$2,303          |                   |
| 372 | <b>Total Franklin County Tech School</b>             | <b>\$140,484</b> | <b>\$102,238</b> | <b>\$94,854</b>  |                   |
| 373 |  |                  |                  |                  |                   |
| 374 | <b>Pioneer Valley Regional School District</b>       |                  |                  |                  |                   |
| 375 | PVRSD School Committee                               | \$600            | \$600            | \$600            |                   |
| 376 | PVRSD Assessment                                     | \$828,457        | See Ed Articles  | \$799,566        |                   |
| 377 | PVRSD Capital Projects                               | \$12,205         | \$2,949          | \$0              |                   |
| 381 | <b>Total Pioneer Valley Regional School District</b> | <b>\$841,262</b> | <b>\$852,801</b> | <b>\$800,166</b> |                   |
| 382 |  |                  |                  |                  |                   |
| 383 | <b>Education Articles</b>                            |                  |                  |                  |                   |
| 384 | Article 7: PVRs Assessment part I                    |                  | \$836,903        |                  |                   |
| 385 | Article 8 PVRs Assess PII - Superintendant Yr1       |                  | \$12,349         |                  |                   |
| 386 | <b>Total Education Articles</b>                      | <b>\$0</b>       | <b>\$849,252</b> | <b>\$0</b>       |                   |
| 387 |  |                  |                  |                  |                   |
| 388 | <b>Other Education</b>                               |                  |                  |                  |                   |
| 389 | PVRs Bond Debt                                       | \$0              | \$0              | \$0              |                   |
| 390 | PVRs Deferred Salary                                 |                  |                  |                  |                   |
| 391 | <b>Total Other Education</b>                         | <b>\$0</b>       | <b>\$0</b>       | <b>\$0</b>       |                   |
| 392 |  |                  |                  |                  |                   |
| 393 | <b>TOTAL EDUCATION</b>                               | <b>\$981,746</b> | <b>\$955,039</b> | <b>\$895,020</b> |                   |
| 394 |  |                  |                  |                  |                   |

-6%  
-\$52,635

-6%  
-\$60,019

|     |                                       |                    |                    | FY21               | Increase/Decrease |
|-----|---------------------------------------|--------------------|--------------------|--------------------|-------------------|
| 395 | <b>FIXED COSTS</b>                    |                    |                    |                    |                   |
| 396 | <b>Short Term Debt</b>                |                    |                    |                    |                   |
| 397 | Interest on Short Term Borrowing      | \$2,000            | \$3,000            | \$3,000            |                   |
| 398 | Proposed Brush / Rescue truck         | \$0                | \$0                | \$0                |                   |
| 399 | IHC HD Highway Truck                  |                    |                    |                    |                   |
| 400 | Debt Excluded WCS Sprinkler Repair    | \$22,600           | \$26,000           |                    |                   |
| 401 | 2010 Highway One Ton Truck            | \$13,000           |                    |                    |                   |
| 402 | Debt Excluded WCS Roof                | \$21,000           | \$22,000           | \$20,000           |                   |
| 403 | Fire Truck purchased used             | \$5,300            | \$5,300            | \$10,000           |                   |
| 404 | <b>Total Debt Service</b>             | <b>\$63,900</b>    | <b>\$56,300</b>    | <b>\$33,000</b>    | -41%              |
| 405 |                                       |                    |                    |                    |                   |
| 406 | <b>Insurance &amp; Benefits</b>       |                    |                    |                    | -\$23,300         |
| 407 | Contributory Insurance                | \$90,000           | \$90,000           | \$90,000           |                   |
| 408 | County Retirement                     | \$52,370           | \$56,630           | \$58,804           |                   |
| 409 | Unemployment Insurance                | \$500              | \$3,600            | \$3,600            |                   |
| 410 | Property & Liability Insurance        | \$27,000           | \$27,860           | \$27,860           |                   |
| 411 | Tax Collector Bond                    | \$500              | \$500              | \$500              |                   |
| 412 | Assistant Tax Collector Bond          | \$100              | \$100              | \$100              |                   |
| 413 | Town Clerk Bond                       | \$110              | \$110              | \$110              |                   |
| 414 | Treasurer Bond                        | \$500              | \$500              | \$500              |                   |
| 415 | Workers' Comp                         | \$8,200            | \$8,000            | \$8,000            |                   |
| 416 | Workers' Comp Audited Premium         | \$1,000            | \$1,000            | \$1,000            |                   |
| 417 | Fire & Police Accident                | \$11,000           | \$11,000           | \$11,000           |                   |
| 418 | <b>Total Insurance &amp; Benefits</b> | <b>\$191,280</b>   | <b>\$199,300</b>   | <b>\$201,474</b>   |                   |
| 419 |                                       |                    |                    |                    |                   |
| 420 | <b>TOTAL FIXED COSTS</b>              | <b>\$255,180</b>   | <b>\$255,600</b>   | <b>\$234,474</b>   | -8.27%            |
| 421 |                                       |                    |                    |                    |                   |
| 422 | <b>Total Omnibus Budget</b>           | <b>\$2,004,804</b> | <b>\$2,015,819</b> | <b>\$2,053,036</b> | 2%                |
| 423 |                                       |                    |                    |                    | \$37,217          |

|     |  |                    |                    | FY21               | Increase/Decrease |
|-----|--|--------------------|--------------------|--------------------|-------------------|
| 424 | <b>WARRANT ARTICLES (for informational purposes)</b> |                    |                    |                    |                   |
| 425 | Article - Capital Stabilization                      | \$25,000           | \$95,000           | \$25,000           |                   |
| 427 | Article - Highway Garage Doors                       |                    | \$4,000            |                    |                   |
| 428 | Article - Assessors Revaluation                      | \$2,500            | \$2,500            | \$2,500            |                   |
| 430 | Article - FD SCBA replacement \$tab                  | \$2,800            | \$3,800            |                    |                   |
| 433 | Article FD Turn Out Gear \$tab                       | \$5,000            | \$5,000            |                    |                   |
| 434 | Article EMPG Grant Match \$tab                       | \$2,500            | \$2,500            |                    |                   |
| 435 | Article Highway Garage Doors \$tab                   |                    | \$4,000            |                    |                   |
| 438 | Article - Offset Accumulated Trans Station Deficit   |                    |                    | \$12,183           |                   |
| 439 | Article Warwick Community School Repairs             | \$10,000           | \$15,000           | \$15,000           |                   |
| 440 | Article - Audit Town Books                           | \$2,000            | \$2,000            | \$2,000            |                   |
| 441 | Article - Town Hall Improvements \$tab               | \$5,000            | \$5,000            |                    |                   |
| 442 | Article Library Exterior Painting \$tab              | \$3,000            | \$8,000            |                    |                   |
| 443 | Article Landfill Monitoring                          | \$2,000            | \$2,000            | \$2,000            |                   |
| 444 | Article HHW household hazardous waste                | \$900              | \$800              | \$800              |                   |
| 445 | Article Rescue Brush Truck (amended)                 |                    | \$0                |                    |                   |
| 446 | STM Articles 10.23.17                                |                    | \$0                |                    |                   |
| 447 | Article One Ton Highway Truck                        | \$0                | \$0                |                    |                   |
| 448 | <b>Total of Articles</b>                             | <b>\$60,700</b>    | <b>\$149,600</b>   | <b>\$59,483</b>    |                   |
| 449 |  |                    |                    |                    |                   |
| 450 | <b>OTHER AMOUNTS</b>                                 |                    |                    |                    |                   |
| 451 |  |                    |                    |                    |                   |
| 452 | Cherry Sheet Offsets                                 | \$0                |                    |                    |                   |
| 453 | Cherry Sheet Charges                                 | \$1,206            | \$1,040            | \$1,286            |                   |
| 454 | Snow and Ice Deficit                                 | \$0                | \$17,000           | \$0                |                   |
| 455 | Overlay  | \$17,000           | \$15,000           |                    |                   |
| 456 | <b>TOTAL OTHER AMOUNTS</b>                           | <b>\$18,206</b>    | <b>\$33,040</b>    | <b>\$1,286</b>     |                   |
| 457 |  |                    |                    |                    |                   |
| 458 | <b>EXPENDITURE SUMMARY</b>                           |                    |                    |                    |                   |
| 459 |  |                    |                    |                    |                   |
| 460 | GENERAL GOVERNMENT                                   | \$196,369          | \$201,231          | \$249,458          | 23.97%            |
| 461 | PUBLIC SAFETY  | \$135,063          | \$159,966          | \$165,443          | 3.42%             |
| 462 | PUBLIC WORKS   | \$385,746          | \$390,839          | \$390,839          | 0.00%             |
| 463 | HEALTH/HUMAN SERVICES                                | \$14,635           | \$15,799           | \$16,688           | 5.62%             |
| 464 | CULTURE/RECREATION                                   | \$36,065           | \$37,344           | \$101,113          | 170.76%           |
| 465 | FIXED COSTS  | \$255,180          | \$255,600          | \$234,474          | -8.27%            |
| 466 | <b>TOTAL MUN. GOV. EXPENDITURES</b>                  | <b>\$1,023,058</b> | <b>\$1,060,780</b> | <b>\$1,158,015</b> | 9%                |
| 467 |  |                    |                    |                    | \$97,236          |
| 468 | WARRANT ARTICLES                                     | \$60,700           | \$149,600          | \$59,483           |                   |
| 469 | OTHER AMOUNTS  | \$18,206           | \$33,040           | \$1,286            |                   |
| 470 |  |                    |                    |                    |                   |
| 471 | <b>TOTAL EDUCATION EXPENDITURES</b>                  | <b>\$981,746</b>   | <b>\$955,039</b>   | <b>\$895,020</b>   | -6%               |
| 472 |  |                    |                    |                    |                   |
| 473 | <b>TOTAL AMOUNTS TO BE RAISED</b>                    | <b>\$2,083,710</b> | <b>\$2,198,459</b> | <b>\$2,113,805</b> | -4%               |
| 474 |  |                    |                    |                    | -\$84,654         |

|     |   |                     |                     | FY21                | Increase/Decrease |
|-----|---|---------------------|---------------------|---------------------|-------------------|
| 475 | <b>REVENUE SUMMARY (Estimated)</b>        |                     |                     |                     |                   |
| 476 | Total Cherry Sheet Receipts               | \$248,597           | \$236,858           | \$165,635           |                   |
| 477 | Supplemental State Aid                    | \$0                 |                     |                     |                   |
| 479 | Local Receipts                            | \$100,000           | \$100,000           | \$90,000            |                   |
| 480 | Transfer Station Enterprise Fund          |                     |                     |                     |                   |
| 481 | \$tab Library Painting Exterior           | \$3,000             | \$8,000             |                     |                   |
| 482 | Unrestricted CDBG Program Income          | \$0                 | \$34,275            |                     |                   |
| 483 | Overlay Surplus                           | \$977               | \$0                 |                     |                   |
| 484 | \$tab appropriation Town Hall Improvement | \$5,000             | \$5,000             |                     |                   |
| 485 | \$tab EMPG Grant Match                    | \$2,500             | \$2,500             |                     |                   |
| 486 | \$tab Fire Department Articles            | \$7,800             | \$8,800             |                     |                   |
| 487 | \$tab Highway Garage Doors                |                     | \$4,000             |                     |                   |
| 489 | Housing program Income                    | \$0                 |                     |                     |                   |
| 490 | Foundation Reserve Grant                  | \$0                 |                     |                     |                   |
| 491 | Free Cash                                 | \$105,138           | \$194,953           | \$68,908            |                   |
| 492 | Net Meter Host Income                     | \$25,500            | \$30,000            | \$30,000            |                   |
| 502 | <b>SUBTOTAL REVENUES</b>                  | <b>\$498,512</b>    | <b>\$624,386</b>    | <b>\$354,543</b>    |                   |
| 503 |   |                     |                     |                     | -43%              |
| 504 | <b>TOTAL EXPENDITURES</b>                 | <b>\$2,083,710</b>  | <b>\$2,198,459</b>  | <b>\$2,113,805</b>  | <b>-\$269,843</b> |
| 505 | <b>SUBTOTAL REVENUES</b>                  | <b>\$498,512</b>    | <b>\$624,386</b>    | <b>\$354,543</b>    |                   |
| 506 | <b>FROM TAXATION</b>                      | <b>\$1,585,198</b>  | <b>\$1,574,073</b>  | <b>\$1,759,261</b>  | <b>11.76%</b>     |
| 507 |   |                     |                     |                     |                   |
| 508 | <b>Total from Taxation</b>                | <b>\$1,585,198</b>  | <b>\$1,574,073</b>  | <b>\$1,759,261</b>  | <b>11.76%</b>     |
| 509 | <b>TAX RATE (Estimated)</b>               | <b>\$21.24</b>      | <b>\$20.90</b>      | <b>\$22.29</b>      | <b>6.66%</b>      |
| 510 |   |                     |                     |                     |                   |
| 511 | <b>LEVY LIMIT</b>                         |                     |                     |                     |                   |
| 512 | Prior Year Base                           | \$1,706,917         | \$1,764,590         | \$1,823,705         |                   |
| 513 | 2.5%                                      | \$42,673            | \$44,115            | \$45,593            |                   |
| 514 | New Growth                                | \$15,000            | \$15,000            | \$15,000            |                   |
| 515 | Overrides                                 |                     |                     |                     |                   |
| 516 | <b>Subtotal - Levy Limit</b>              | <b>\$1,764,590</b>  | <b>\$1,823,705</b>  | <b>\$1,884,297</b>  |                   |
| 517 | Debt Exclusions                           | \$43,600            | \$48,000            | \$20,000            |                   |
| 518 | Capital Exclusions                        |                     |                     |                     |                   |
| 519 | <b>MAX ALLOWABLE LEVY</b>                 | <b>\$1,808,190</b>  | <b>\$1,871,705</b>  | <b>\$1,904,297</b>  |                   |
| 520 |   |                     |                     |                     |                   |
| 521 | <b>EXCESS CAPACITY (Estimated)</b>        | <b>\$222,991</b>    | <b>\$297,632</b>    | <b>\$145,036</b>    |                   |
| 522 |   |                     |                     |                     | -51.27%           |
| 523 |   |                     |                     |                     | -\$152,596        |
| 524 | <b>Total Equalized Value</b>              | <b>\$74,638,141</b> | <b>\$75,332,125</b> | <b>\$78,940,706</b> | <b>4.79%</b>      |

## FY 21 Broadband Budget

### Income

|                        |        |
|------------------------|--------|
| New Connection fees p  | 0      |
| Customers with \$30 se | 16200  |
| Customers with \$50 m  | 105000 |
| New Customer Monthl    | 3800   |
| Total Income           | 125000 |

### Expenses

|                          |        |
|--------------------------|--------|
| operating Backhaul       | 45600  |
| DCR road                 | 3600   |
| insurance                | 5000   |
| Electricity              | 1200   |
| MSP in kind              | 300    |
| consulting               | 6000   |
| contingency              | 8000   |
| administration           | 7600   |
| trouble tickets / repair | 13000  |
| Customer premises eq     | 5000   |
| Installation             | 4700   |
| Infrastructure Upgrade:  | 13000  |
| Contingency              | 12000  |
| Total Expenses           | 125000 |

**FY 21 Transfer Station Budget**

|   | FY21            |  |  |  |
|---|-----------------|--|--|--|
| <b>Transfer Station Expenses</b>          | Request         |  |  |  |
| Franklin Co. Solid Waste District         | \$2,500         |  |  |  |
| Wages                                     | \$7,500         |  |  |  |
| Electricity                               | \$800           |  |  |  |
| Phone                                     | \$0             |  |  |  |
| Building Maintenance                      |                 |  |  |  |
| Solid Waste Disposal and Hauling          | \$18,500        |  |  |  |
| Bags                                      | \$800           |  |  |  |
| Rolloff and other Replacement             | \$950           |  |  |  |
| Container Rentals                         | \$2,400         |  |  |  |
| Equipment Repair                          | \$1,350         |  |  |  |
| Leased Equipment                          |                 |  |  |  |
| Sani Can                                  | \$200           |  |  |  |
| <b>Appropriation for Transfer Station</b> | <b>\$35,000</b> |  |  |  |

| <b>Transfer Station Estimated Receipts</b> |              |  |  |  |
|--|--------------|--|--|--|
| Bag fees                                   | 26000        |  |  |  |
| Bulky Waste                                | 8000         |  |  |  |
| Other receipts                             |              |  |  |  |
| MRF Revenues                               | 400          |  |  |  |
| Metal Recycling                            | 600          |  |  |  |
| <b>Subtotal Revenues</b>                   | <b>35000</b> |  |  |  |

**Surplus / Deficit**

0